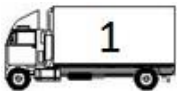





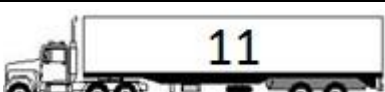







# Victorian Grain Harvest Management Scheme

## Mass Limit Chart

Heavy Vehicle Combination	Diagram & Typical Truck Code	General Mass Limits (GML)*	GHMS*
Rigid 2 Axles		16	16.8
Rigid 3 Axles		22.5	23.6
Twinsteer Rigid 4 Axles		27.5	28.9
Prime mover and semi-trailer 3 Axles		26.0	27.3
Prime mover and semi-trailer 4 Axles		32.5	34.1
Prime mover and semi-trailer 5 Axles		36.0	37.8
Prime mover and semi-trailer 5 Axles		39.0	41.0
Prime mover and semi-trailer 6 Axles		42.5	44.6
Rigid Truck and Dog Trailer 5 Axles		40.5	42.5
B-Double (up to 19 metres) (General Access vehicle) 7 Axles		50.0	52.5
B-Double (up to 19 metres) (Restricted Access Vehicle) 7 Axles		55.5	58.3
25/26 metre B-Double 9 Axles		62.5	65.6

\*Add the 0.5 tonne steer axle concession for compliant vehicles