

Light trailer registration

Registration requirements for a light trailer or caravan with an Aggregate Trailer Mass (ATM) of 750kg or less

The registration requirements for a trailer or caravan vary depending on the purpose, the total weight (tare) plus the load capacity of the trailer or caravan. This is referred to as the Aggregate Trailer Mass (ATM).

Trailer and exempt registration

A light trailer (excluding a trailer built to carry a boat) or caravan does not need to be registered to drive on public roads in Victoria if it:

- weighs less (tare mass) than 200kg unladen
- is not wider than the towing vehicle as produced by the manufacturer
- is 3.0 metres or less in length, including the draw-bar and any load
- is not used for business purposes.

Exempt trailers must display the same registration number as the towing vehicle or you can purchase an exempt trailer plate. Exempt trailers must be in a roadworthy condition.

You can still choose to register your trailer, even if it's exempt. In many other states, including NSW and South Australia, all trailers must be registered. If you intend to tow your trailer interstate, it's recommended that you register it in Victoria before you travel.

Light trailer ATM under 750kg

If your trailer has an ATM of 750kg or less and is not exempt from registration, you can use the *Light trailer registration* form (attached) to apply for registration.

You'll need to book an appointment to attend a VicRoads Customer Service Centre. An appointment fee will apply.

Light trailer over 750kg but less than 4.5 tonnes

If your trailer has an ATM of 750kg but less than 4.5 tonnes, it must be inspected at a VicRoads Customer Service Centre to be registered. For more information about registering a light trailer exceeding an ATM of 750kg, visit vicroads.vic.gov.au.

Your appointment

Before you contact us to make an appointment, make sure you have the following information ready:

- the Vehicle Identification Number (VIN) or chassis number of your trailer
- the make, model and previous registration number of your trailer (if previously registered)
- your current licence/customer number.

You'll need to pay an appointment fee when making your appointment.

Make an appointment by:

- booking online at vicroads.vic.gov.au and paying by Visa or Mastercard*
- calling us on 13 11 71 and paying by Visa or Mastercard*, or
- visiting a VicRoads Customer Service Centre (cash, cheque, Visa or Mastercard*)

*A card payment fee applies.

Bring to your appointment:

- a *Light trailer registration* form
- if the trailer was imported under the Motor Vehicle Standards Act 1989, a copy of the Vehicle Import Approval. If imported under the Road Vehicle Standards Act 2018, the vehicle will be recorded on the Register of Approved Vehicles.
- your evidence of identity, for details visit vicroads.vic.gov.au
- evidence of the Victorian garage address if it differs from your evidence of identity
- if someone else is registering the vehicle on your behalf, they will need to provide an original and signed *Authority to act as an agent* form
- payment for registration and number plate fees.

Light trailer specifications

Construction

If your light trailer (including home-made trailers, imported trailers or trailers built by trailer manufacturers) has never

been registered in Australia and was manufactured after 1988, it must meet the design and construction standards outlined in *Vehicle Standards Bulletin 1 – Building Small Trailers (VSB1)*. This bulletin – is available at infrastructure.gov.au.

Vehicle Identification Number

A light trailer must have a Vehicle Identification Number (VIN) or chassis number stamped on the drawbar or trailer chassis.

Vehicle/identification plate

A light trailer must have a vehicle plate (identification plate).

The vehicle plate must be non corrosive metal and affixed where it can be easily seen. It must be permanently affixed by pop rivets, hammer drive screws or welding.

Information on the plate must be legible and embossed, indented, etched or engraved in letters and numbers at least 2.5mm high.

The vehicle plate must show the following details:

- manufacturer's or importer's name (whichever party takes responsibility for the certification statement)
- date of manufacture (month/year, e.g. 02/08)
- trailer model
- Aggregate Trailer Mass (kg)
- Vehicle Identification Number or chassis number
- tyre details (tyre and rim size, load rating and recommended tyre pressure)#
- certification statement (exactly as specified below):

For new trailers

This trailer was manufactured to comply with the *Motor Vehicle Standards Act 1989*.

For imported used trailers

This trailer is an imported used trailer. It has been modified and assessed as complying with the *Motor Vehicle Standards Act 1989*.

Please note: VicRoads doesn't supply vehicle plates or supply equipment to stamp a VIN on a trailer.

#This information may be included on the vehicle plate or on a tyre placard attached to the trailer.

When your trailer is registered

Always ensure your load is secure and appropriate for the size of your trailer. Loads that are not secured properly can cause serious accidents and injury. For further information refer to the *Load Restraint Guide* from the National Transport Commission at ntc.gov.au.

Definitions

Aggregate Trailer Mass (ATM)

ATM is the maximum loaded mass of the trailer (weight of the trailer plus the load capacity). If you are not sure of the ATM of your trailer contact the manufacturer or a signatory to VicRoads Vehicle Assessment Signatory Scheme (VASS). For VASS information visit vicroads.vic.gov.au or call 13 11 71.

Tare

The tare is the weight of a trailer when it is not carrying any load (e.g. goods) and it is in ordinary running condition.

Vehicle Identification Number (VIN)

A VIN is a unique 17-digit alphanumeric number. Any trailer manufactured post 1989 must have a VIN.

For more information about applying for a low-volume VIN, please visit vicroads.vic.gov.au

How to measure your trailer

Maximum dimensions for a light trailer

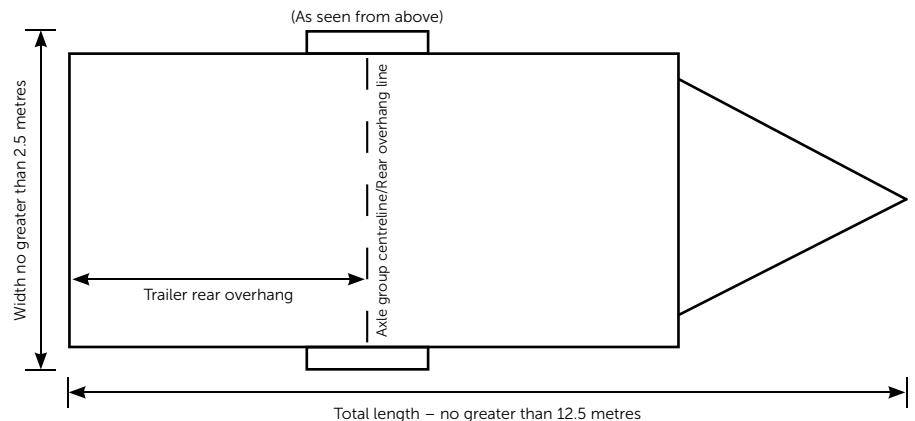
Maximum dimensions for light trailers are:

- height 4.0 metres, or
 - 4.3 metres on specified highways
 - 4.6 metres for livestock, car carriers and some low profile semi trailers
- width 2.5 metres including any guards, awnings or permanent fixtures
- length 12.5 metres (including the drawbar)
- the rear overhang (including any load on the trailer) cannot exceed 3.7 metres.

When the trailer has one axle group or single axle near the middle of its load carrying surface and connects to the vehicle towing it by a drawbar, the maximum rear overhang is the lesser of:

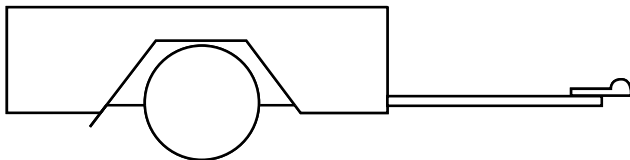
- the length of the load carrying area, or body, ahead of the rear overhang line; and
- 3.7 metres.

If your trailer or caravan exceeds these measurements, it cannot be registered.

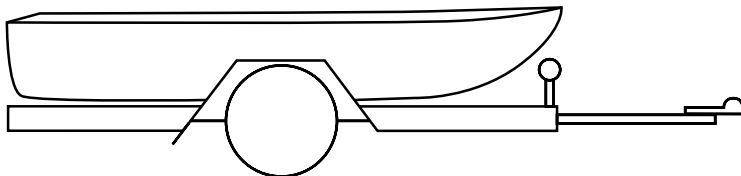


Examples of trailers (with ATM of 750kg or less) that can be registered using this pack

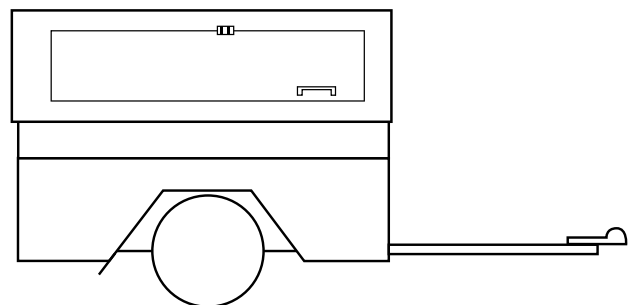
Light box trailer



Light boat trailer



Light van trailer



This form can be used to register a light trailer with Aggregate Trailer Mass (ATM) of 750kg or less. Please complete the white sections, print in ink using BLOCK letters, provide relevant supporting documents, show us your evidence of identity, and sign below. The vehicle register records the identification details of each vehicle and the name and address of the registered operator of the vehicle. The register is not a register of vehicle ownership (*title*).

OFFICE USE ONLY

Date of issue	D	D	M	M	Y	Y	Y	Y
Date of expiry	D	D	M	M	Y	Y	Y	Y

Dealers write reg'n no. then place VicRoads barcode here

Applicant details (the minimum age to register a light trailer is 16 years)

Surname <small>(or company name)</small>				DVA/VCV number									
LMCT	Date of birth	D	D	M	M	Y	Y	Y	Y	Vic licence/customer no.			
First given name or ACN/ARBN				Second given name				Third initial <small>(if any)</small>					
Residential <small>(or company)</small> address								Postcode					
Postal address <small>(if different from above)</small>								Postcode					
Garage address <small>(VicRoads will only register vehicles garaged in Victoria)</small>								Postcode					
Mobile phone no. <small>(or other if not applicable)</small>						Email							

Trailer details

Trailer condition

- New
 Second-hand

Concessional

- Primary producer*
 Veterans Card Victoria
 Charitable, religious or benevolent organisation

Year manufactured	Y	Y	Y	Y	Previous registration number					State
Make					Model					Body type
Colour					No. of outside wheels					Vehicle Identification plate/RAV [®] Entry date
VIN <small>(chassis or frame number if no VIN)</small>										
Tare <small>(kg)</small>					Rear overhang					Manufacturer's ATM <small>(kg)</small>
Overall length <small>(m)</small>					Overall width <small>(m)</small>					No. of axles

OFFICE USE ONLY

NEVDIS check printed? Yes

Stolen check performed	Vehicle inspector name	Vehicle inspector signature
Date	Time	

□ Register of Approved Vehicles * You must complete the Primary Producer discount application form

OFFICE USE ONLY

Evidence of identity (original documents only)

Category A evidence

- Australian photo licence
 Australian birth certificate
 Passport
 Other (specify document type)

Origin <small>(state/country)</small>	Reference no.	Date of expiry	D	D	M	M	Y	Y	Y	Y
<input type="radio"/> Category B evidence	Document type	Reference no.								

Evidence of residence

Document type

Victorian residence declaration completed

Signature of Delegate of Secretary	Signature of manager <small>(if required)</small>							
Name of Delegate of Secretary	Name of manager <small>(if required)</small>							
User ID	Date							
	D	D	M	M	Y	Y	Y	Y

Privacy statement

Personal information collected by R&L Services Victoria Pty Ltd ABN 28 657 005 493 as Trustee for the Victorian R&L Services Trust ABN 96 342 123 072 or the Department of Transport and Planning (together 'VicRoads') is collected for registration and licensing purposes and may be used by VicRoads as permitted or required by applicable laws. VicRoads may disclose the personal information it collects from you to various organisations and persons as permitted or required by applicable laws, particularly by the *Road Safety Act 1986*. This includes disclosing the information to third parties including contractors and agents of VicRoads, law enforcement agencies, concession and identity verification agencies (including Centrelink Confirmation eServices, the Department of Veterans' Affairs, Registry of Births, Deaths and Marriages, and the Department of Foreign Affairs and Trade), other road and traffic authorities, Austroads, the Transport Accident Commission, vehicle manufacturers (for safety recalls), toll road operators, road safety researchers, courts and other organisations or people authorised to use the personal information. You are required to provide this personal information. Your failure to provide the information may result in this form not being processed, or your records not being properly maintained. For further information about our use of your personal information and your right of access to it, go to: dtp.vic.gov.au/privacy.

Providing false or misleading information or documents is a serious offence under the *Road Safety Act 1986* and *Marine Safety Act 2010*, as applicable, and can result in you being fined or imprisoned. Further, any authority or approval, given as a result of you providing such information/documents, may be reversed and have no effect.

Declaration

By signing this form, the applicant or agent declares that:

- the information in this form and related supporting documents is true, correct and complete, and the applicant understands the privacy statement.
- the applicant is entitled to be recorded as the registered operator because the applicant owns or is legally entitled to manage this vehicle.
- the applicant takes full responsibility for any loss, damage or claim caused by any false statement or misrepresentation made on this declaration, and the applicant indemnifies the Department of Transport and Planning and VicRoads and holds them harmless in respect of any such loss, damage or claim related to a false statement or misrepresentation on this declaration.

Signature of applicant or agent	Date							
	D	D	M	M	Y	Y	Y	Y

Light trailer registration

Authority to act as agent

This section must be completed if the vehicle is being registered by an agent.

Agent's evidence of identity sighted (office use)

Full name of agent							
Agent's signature	Agent's licence no.						
	D	D	M	M	Y	Y	Y

All the information given is true and correct, I authorise the person whose signature and details appear above to act as my agent for the registration of this vehicle.

Applicant's signature	Date						
	D	D	M	M	Y	Y	Y

OFFICE USE ONLY

Rate code				
Registration fee	\$			
Number plate	\$			
Total payable	\$			

You must complete the table and sign below. Make sure your trailer complies with the following checklist and compliance requirements before you apply for registration.

Checklist	Yes	N/A
Lighting		
Brake lights are in working order		
Left and right tail lights are in working order		
Left and right-side direction indicator lights are in working order		
At least one number plate light is in working order		
One amber side reflector is fitted on each side (if length is more than 3.0 metres, every 3.0 metres)		
Two white reflectors are fitted to the front of the trailer		
Two red reflectors are fitted to the back of the trailer (these can be incorporated into tail lights)		
If width is more than 2.1 metres, white and red clearance lights are fitted on the widest points of the trailer		
Dimensions		
Length (including drawbar) is 12.5 metres or less		
Width is 2.5 metres or less (including any guards, awnings or permanent fixtures)		
Rear overhang is 3.7 metres or less		
Height is 4.0 metres or less		
Ground clearance must be 100mm or more		
Vehicle identification		
Vehicle identification number (VIN) or chassis number is permanently stamped or embossed on the trailer drawbar or chassis/frame		
Vehicle plate/identification plate is fitted if the trailer has never been previously registered in Australia and was manufactured post 1988		
General		
Tyres are in a roadworthy condition and meet relevant load requirements		
Mud guards are over each wheel		
At least one safety chain is fitted		
If the trailer is a caravan, ensure the door is located on the left side and/or rear of the caravan		
You may be required to provide a weighbridge docket, if tare weight is not recorded on vehicle plate or on VicRoads records		
Compliance		
This trailer complies with all requirements in <i>Vehicle Standards Bulletin 1 - Building Small Trailers (VSB 1)</i>		
Supporting evidence		
If the trailer was imported and has not previously been registered in Australia, a copy of the vehicle import approval form is available for submission with application		

If you provide incorrect information about your trailer to VicRoads it may affect your right to make a claim under a motor vehicle insurance policy. If VicRoads is later advised that the information provided about your trailer is incorrect the registration of the trailer may be suspended. VicRoads has not inspected the trailer and will not accept any responsibility for any incorrect information you provide about the trailer.

By signing this form, I declare the information provided in the table above is true, correct and complete.

Applicant's signature	Date						
	D	D	M	M	Y	Y	Y