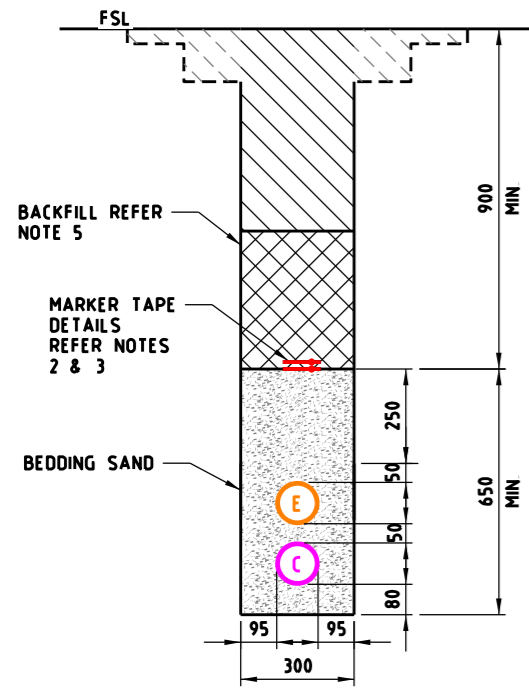
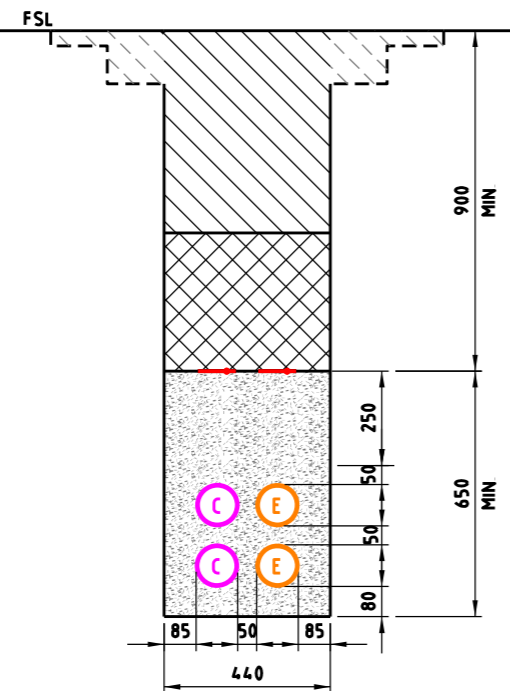


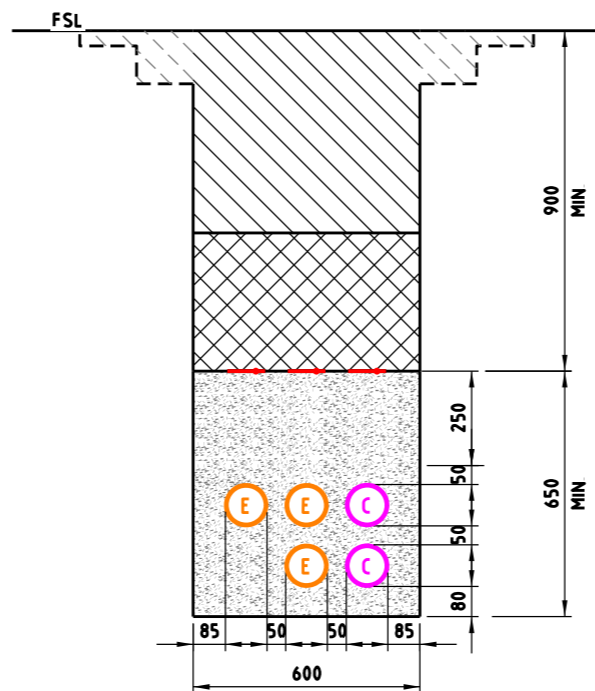
**1 OR 2 CONDUITS
BENEATH NEW PAVEMENT TRENCH**



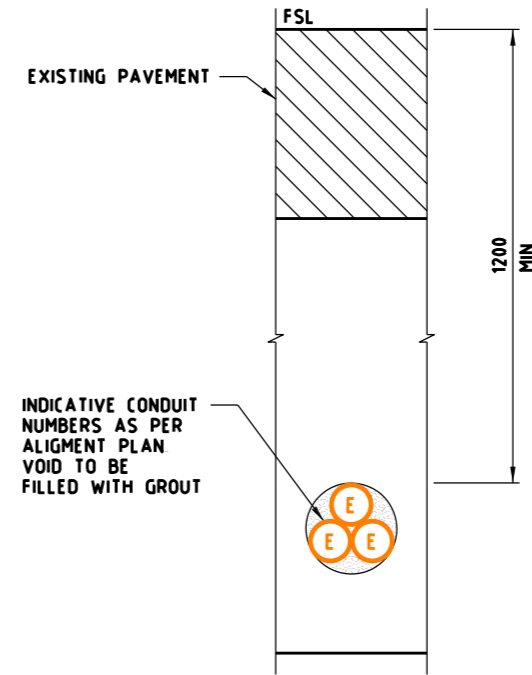
**4 CONDUITS
BENEATH NEW PAVEMENT TRENCH**



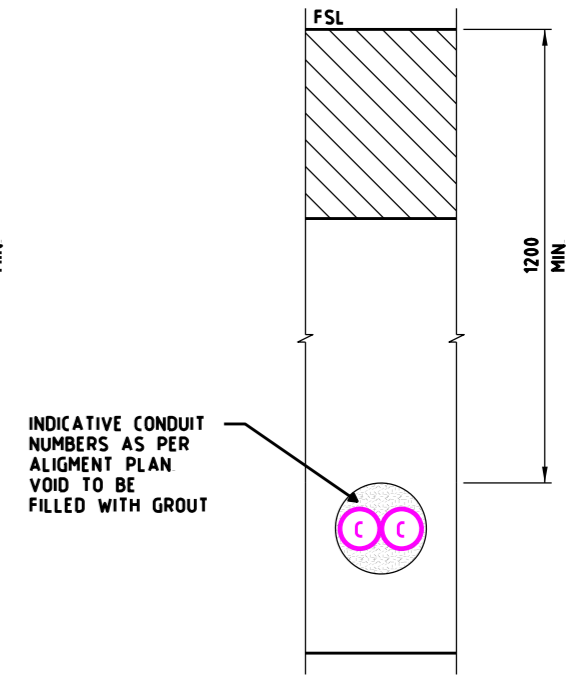
**5 CONDUITS
BENEATH PAVEMENT TRENCH**



**3 ELECTRICAL CONDUITS
BENEATH EXISTING PAVEMENT (BORED)**



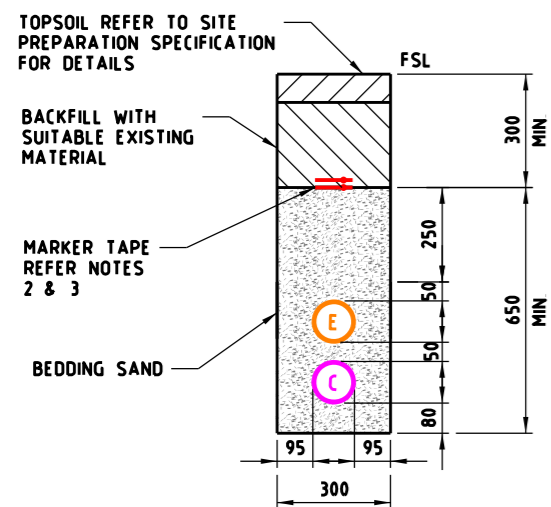
**2 COMMS CONDUITS
BENEATH EXISTING PAVEMENT (BORED)**



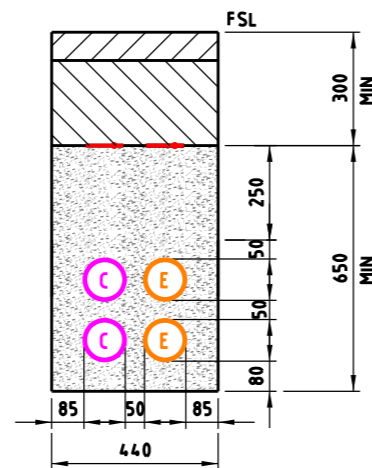
NOTES:

- DIMENSIONS SHOWN ARE IN MILLIMETERS, UNO
- APPROPRIATE MARKER TAPE WITH TRACE WIRE RELEVANT TO THE TYPE OF SERVICE AND COMPLYING WITH CURRENT STANDARDS TO BE PROVIDED 300mm ABOVE EACH COLUMN OF SIMILAR CONDUIT TYPES
- WHERE BOTH ELECTRICAL AND COMMUNICATION CONDUITS ARE PROVIDED IN A TRENCH OR SAME COLUMN, TWO MARKER TAPES SHALL BE PROVIDED, ONE FOR ELECTRICAL AND THE OTHER FOR COMMUNICATION CONDUITS WHERE ELECTRICAL TAPE IS ON TOP
- ALL CONDUITS SHALL BE HEAVY DUTY UPVC AND IN ACCORDANCE WITH AS2053 COMMUNICATION CONDUIT SHALL COMPLY WITH AS/ACIF S008 COMMUNICATIONS CONDUITS SHALL BE WHITE ELECTRICAL CONDUITS SHALL BE ORANGE UNLESS NOTED OTHERWISE MINIMUM INTERNAL DIAMETER IS 100mm ALL CONDUITS SHALL BE PROVIDED WITH A DRAW STRING SECURED AT THE ENDS
- NOMINATED BACKFILL FOR TRENCHING IN EXISTING PAVEMENT AND UNDER NEW PAVEMENT TO BE STABILISED SAND
- WHERE COVER NOMINATED ON ALIGNMENT PLANS IS LESS THAN 600mm TO ELECTRICAL CONDUITS, WRITTEN CONSENT FROM ENERGY SAFE VICTORIA MUST BE SOUGHT AND OBTAINED PRIOR TO CONDUIT INSTALLATION
- THIS DRAWING TO BE USED IN CONJUNCTION WITH STANDARD SECTION 733

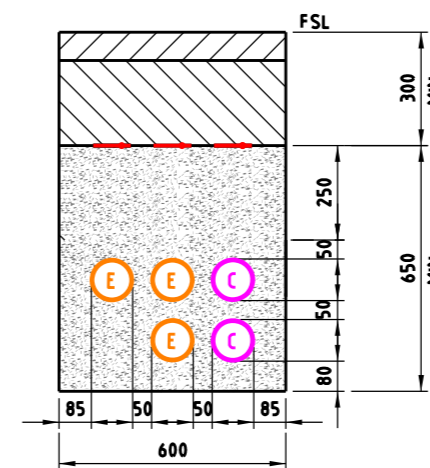
1 OR 2 CONDUITS - OFF PAVEMENT TRENCH



4 CONDUITS - OFF PAVEMENT TRENCH



5 CONDUITS - OFF PAVEMENT TRENCH



KEY:

- ELECTRICAL CONDUIT
- COMMUNICATION CONDUIT

E			
D			
C			
B			
A	W H	12/2018	REVISION OF DETAIL
ISSUE	APP'D	DATE	AMENDMENT

GENERAL NOTES	
---------------	--

DESIGNED	M80 UPGRADE	07/2015	
APPROVED	W HARVEY - MANAGER		
ITS INFRASTRUCTURE & SYSTEM 08/2015			SCALE OF METRES N T S
CAT. PROJ. FILE	HOR. VER.		

STANDARD DRAWING				
MANAGED MOTORWAY				
PIT AND CONDUIT ARRANGEMENTS				
ELECTRICAL & COMMUNICATION TRENCHES				
TYPICAL ARRANGEMENT				
FILE NO	CONTRACT NO	SHEET NO	DRAWING NO	ISSUE
			TC-2204	A