
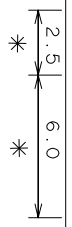
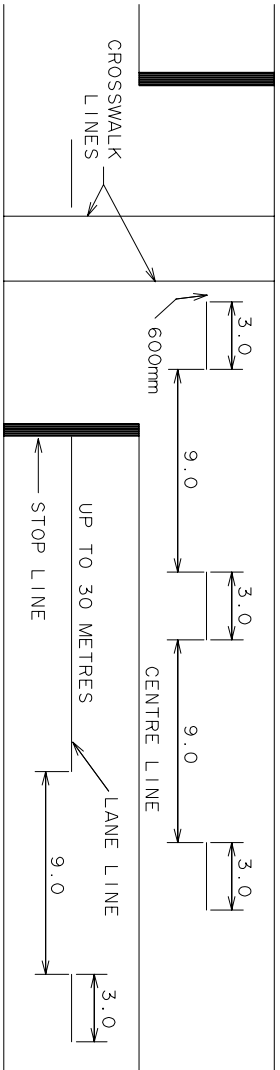
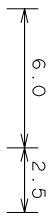


E	
D	
C	
B	
A	
AMEND.	Appd.
	DATE
AMENDMENTS	

GENERAL NOTES / CROSS REFERENCES
UNSPECIFIED DIMENSIONS ARE IN METRES.



STANDARD DRAWING							
ASSOCIATED ROAD MARKINGS AT							
PEDESTRIAN OPERATED (SCHOOL) SIGNALS							
CHECKED	DATE	APPROVED	DATE	SPEC. REF.	SHEET No.	DRAWING No.	AMENDMENT
L. FRENCH	13/10/00	B. HEARN	13/10/00			TC - 1004	
		T. S. O. MANAGER					



* DIMENSIONS FROM LEADING EDGE TO LEADING EDGE.

NOTE:
1. FOR DETAILS OF RPPM'S REFER TO TRAFFIC ENGINEERING MANUAL VOLUME 2. SIGNS AND LINEMARKING.