

TAGGED FEEDERS

CONNECTORS

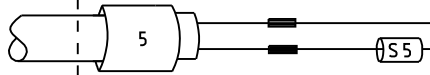
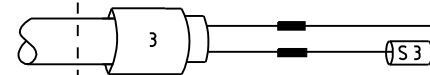
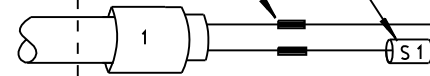
TAGGED LEAD-INS

CABLE TIES

LOOP 1

LOOP 3

LOOP 5 ETC



PAIRS OF LEAD-INS SHALL BE TWISTED TOGETHER BY HAND WITHIN THE CONDUIT AND PIT

20mm AVERAGE (13 MINIMUM)

PAVEMENT SURFACE

APPROVED SEALANT

OVERRUN ALL CORNERS TO ENSURE FULL SLOT DEPTH

LOOP CABLES TO BE LAID ONE UPON ANOTHER FROM BASE OF SLOT. THE NUMBER WILL DEPEND ON THE REQUIRED LOOP PATTERN

DETECTOR PIT

SECTION X-X

CORNER DETAILS

NOTES:

1. EACH LOOP SHALL COMPRISE FOUR TURNS LAID CLOCKWISE FROM THE START TO THE FINISH OF THE CABLE AS SHOWN

E			
D			
C			
B	S.B.	29/03/05	CHANGE MINIMUM COVER FOR LOOP CABLES
A	KW	6/2/2004	NAME CHANGE TO FREEWAY DATA STATION (FORMERLY ID)
AMEND.	Appd.	DATE	AMENDMENTS

GENERAL NOTES / CROSS REFERENCES
UNSPECIFIED DIMENSIONS ARE IN mm.

vicroads

STANDARD DRAWING
LOOP INSTALLATION DETAILS
FREEWAY DATA STATION

INTELLIGENT TRANSPORT
SYSTEMS GROUP

CHECKED DATE J. RANDALL 21/12/95	APPROVED DATE B. HEARN 21/12/95 MANAGER ITS	SPEC. REF.	SHEET No.	DRAWING No. TC-2032	AMENDMENT B
--	---	------------	-----------	------------------------	----------------