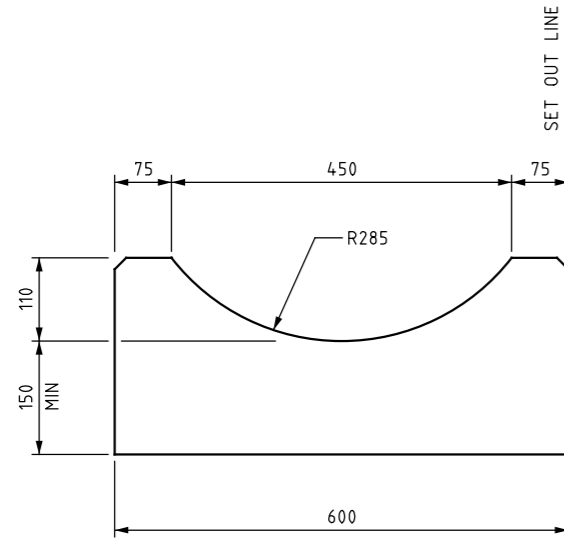
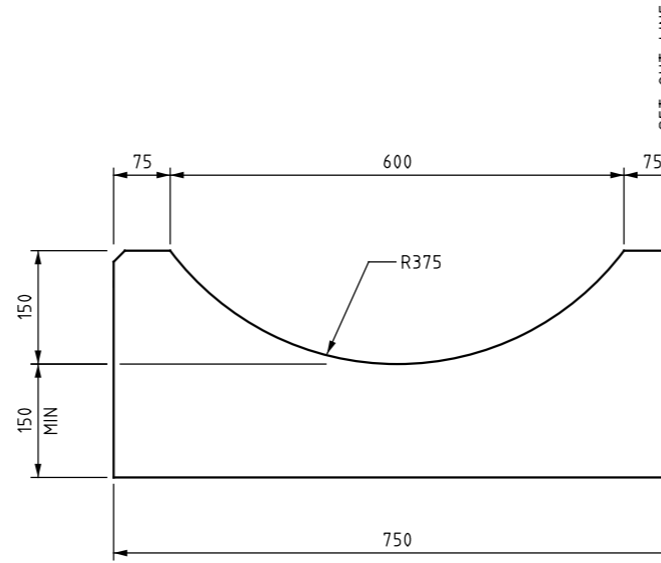


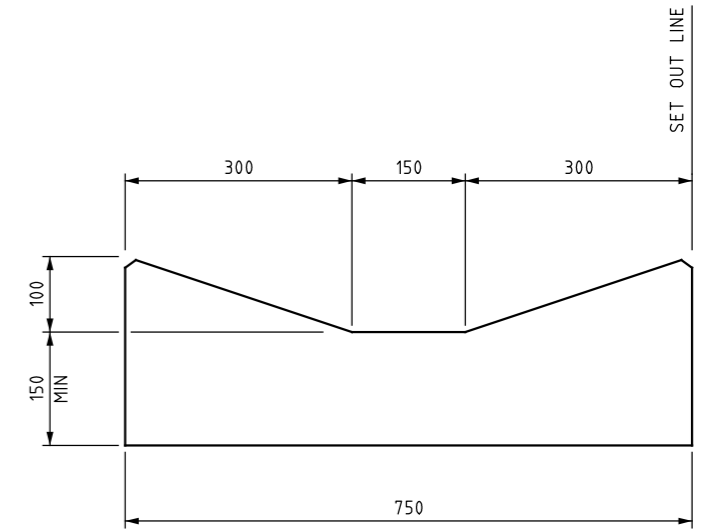
ISSUE	APP'D	DATE	AMENDMENT



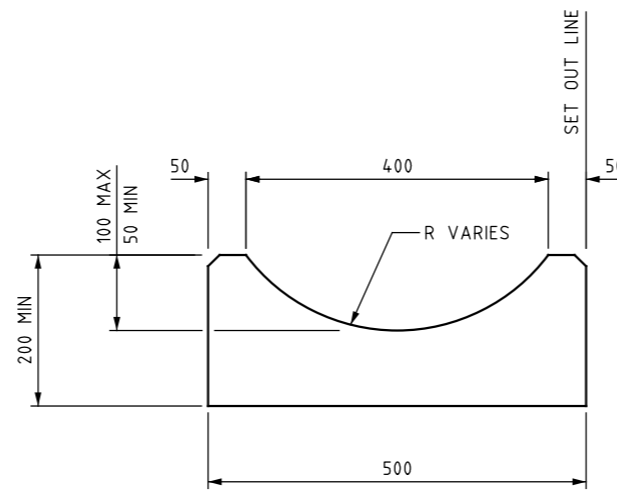
CD2 CHANNEL



CD3 CHANNEL



CD4 CHANNEL



SPOON DRAIN

VICROADS DRAWING NO 720257

REFERENCES AND NOTES:

1. ALL DIMENSIONS ARE IN MILLIMETRES
2. CHAMFERS ARE 15x15 UNLESS SHOWN OTHERWISE
3. CONCRETE SHALL BE NORMAL-CLASS N25 STANDARD STRENGTH GRADE COMPLYING WITH THE REQUIREMENTS OF AS 1379
4. TRANSITIONS BETWEEN KERB TYPES SHOULD BE DEVELOPED OVER ONE METRE (MIN)
5. REFER TO AGRD PART 3 SECTION 4.6.4 AND VRS SECTION 4.6.4 FOR THE RECOMMENDED USE OF KERBS AND CHANNELS
6. CD CHANNELS SHALL NOT BE USED ADJACENT TO THE EDGE OF TRAFFIC LANE

AS 1379 SPECIFICATION AND SUPPLY OF CONCRETE
AS 2876 CONCRETE KERBS AND CHANNELS (GUTTERS)
MANUALLY OR MACHINE PLACED
AS 3600 CONCRETE STRUCTURES
AS 3996 ACCESS COVERS AND GRATES
VR SPECIFICATION 703 GENERAL CONCRETE PAVING

TECHNICAL
CONSULTING

3 PROSPECT HILL ROAD
CAMBERWELL
VICTORIA 3124
PHONE (03) 9811 8355
FAX (03) 9811 8329



KERBS SD2103
CHANNELS AND SPOON DRAIN

0 100 200

APPROVED
DANIEL CASSAR (PRDE) 13-8-12

SD NO.
SD2103

ISSUE