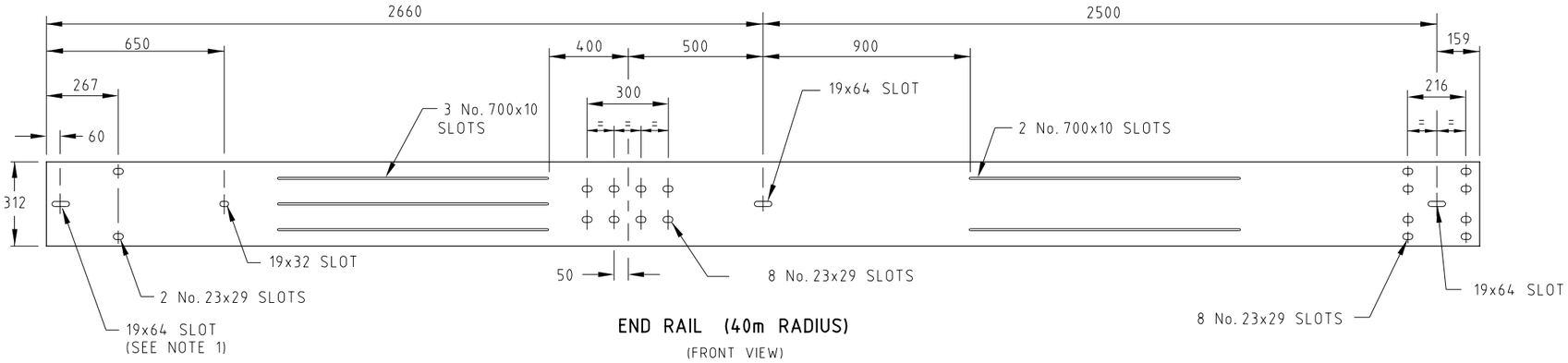


END RAIL (40m RADIUS)

(FRONT VIEW)

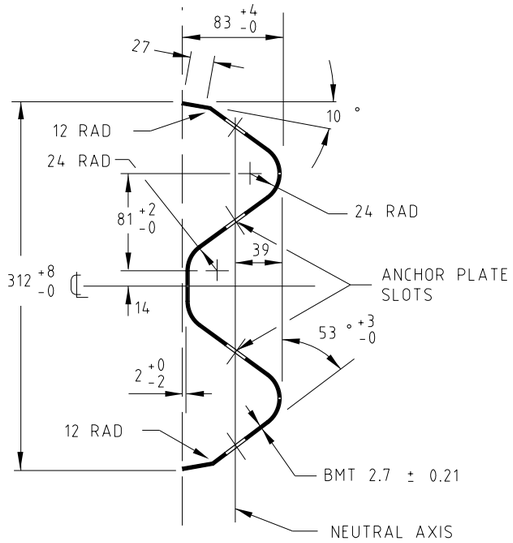


END RAIL

(SECTION SHOWING SLOT LOCATIONS)

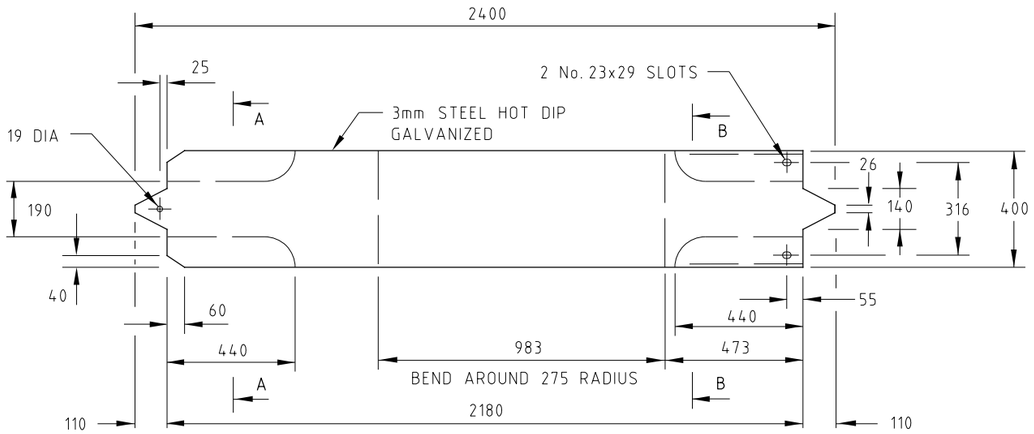


BREAKAWAY CABLE TERMINAL BULB

(PRIOR TO BENDING)

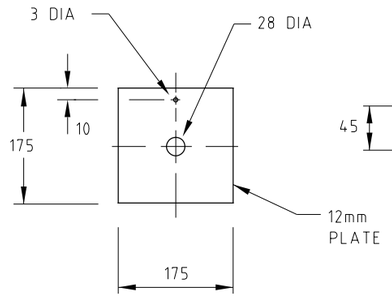


BEARING PLATE

(FOR ANCHOR TO FIRST POST)

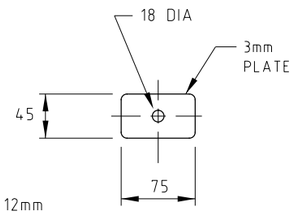


SPECIAL WASHER

(FOR FIRST POST BOLT)

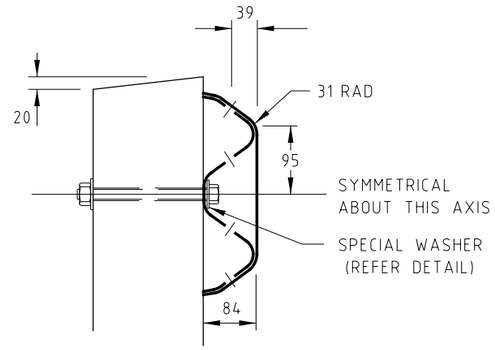


FIRST POST

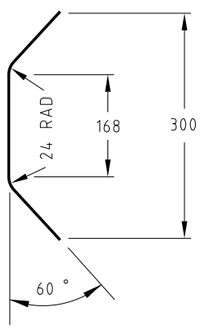


SECTION A-A

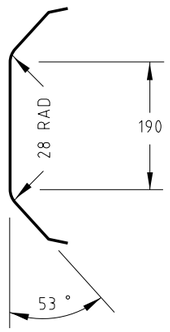


SECTION B-B

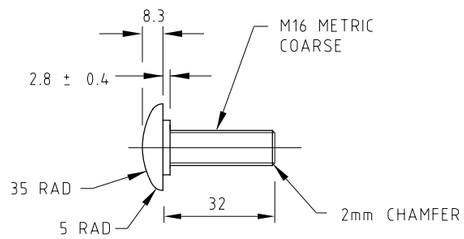


SPLICE BOLT

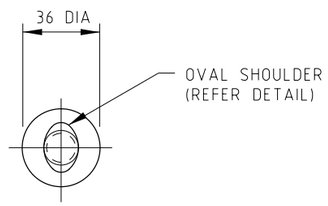


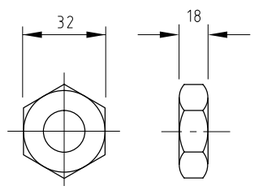


OVERSIZE NUT FOR SPLICE BOLT

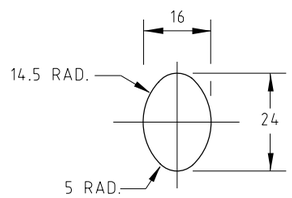


OVAL SHOULDER

**NOT ACCEPTED FOR USE**
FROM AUGUST 2013
FOR ALL NEW & REPLACEMENT INSTALLATIONS REFER RDN 06-04 ACCEPTED SAFETY BARRIER PRODUCTS

NOTES:

1. THE 19 x 64mm SLOT IS USED TO CONNECT THE W-BEAM TO THE FIRST POST OF THE BCT. IT IS LOCATED 60mm FROM THE END OF THE RAIL SO THAT WHEN THE RAIL IS BOLTED TO THE POST, THE END OF THE RAIL WILL NOT PROTRUDE BEYOND THE POST.
2. THE AGREEMENT OF THE PRINCIPAL ROAD DESIGN ENGINEER SHOULD BE SOUGHT BEFORE ANY MODIFICATIONS ARE MADE TO THE DESIGN.

**BOLT SCHEDULE FOR POSTS 1 AND 2 OF BCTA**

| | |
|---|---|
| ANCHOR PLATE AND BULB TERMINAL BOLTS | 11 No. SPLICE BOLTS WITH OVERSIZE NUTS |
| POST BOLTS | 2 No. M16 METRIC COARSE HEX HEAD BOLTS 220 LONG THREADED 100 WITH M16 NUTS. 3 WASHERS + 1 SPECIAL WASHER FOR FIRST POST ONLY (REFER DETAIL) |
| ANCHOR CABLE | 2 No. M24 NUTS AND CUT WASHERS |

| AMEND. | Appd. | Date | AMENDMENTS |
|---|---|---|---|
| E | D.C. | 8.5.14 | NOTE ADDED - NOT ACCEPTED FOR USE |
| D | D.C. | 5.3.12 | OVERSIZE NUT, BOLT SCHEDULE AMENDED |
| C | J.C. | 1.9.96 | DIMENSION 216 REMOVED FROM BCT BULB, NOTES 1 & 2 ADDED |
| B | R.G. | FEB 94 | STEEL SPECIFICATION, SECTION PROFILE TOLERANCES, SLOT LOCATION, POST BOLT LENGTH, SQUARE SHOULDER AND GENERAL NOTES. |
| A | M.P. | MAY 90 | POST BOLT LOCATION & SLOTS |

GENERAL NOTES / CROSS REFERENCES

1. BREAKAWAY CABLE TERMINAL - GENERAL ARRANGEMENT — SD 3541 AND SD 3542
2. BREAKAWAY CABLE TERMINAL - ANCHOR CABLE AND PLATE DETAILS — SD 3551
3. GUARD RAIL TO BE MANUFACTURED FROM BMT 2.7 ± 0.21mm AS/NZS 1594-HA350 STEEL PLATE.
4. ALL DIMENSIONS ARE IN MILLIMETRES UNLESS SHOWN OTHERWISE.

vicroads

PRINCIPAL ROAD DESIGN ENGINEER'S DEPARTMENT

STANDARD DRAWING

# BREAKAWAY CABLE TERMINAL

## END RAIL AND TERMINAL BULB DETAILS

| APPROVED | DATE | SPEC. REF. No. | SHEET No. | DRAWING No. | AMENDMENT |
|---|---|---|---|---|---|
| PRINCIPAL RD ENGINEER | 24.2.94 | | | SD 3561 | E |

SD3561.dgn 29/05/2014 5:49:02 PM