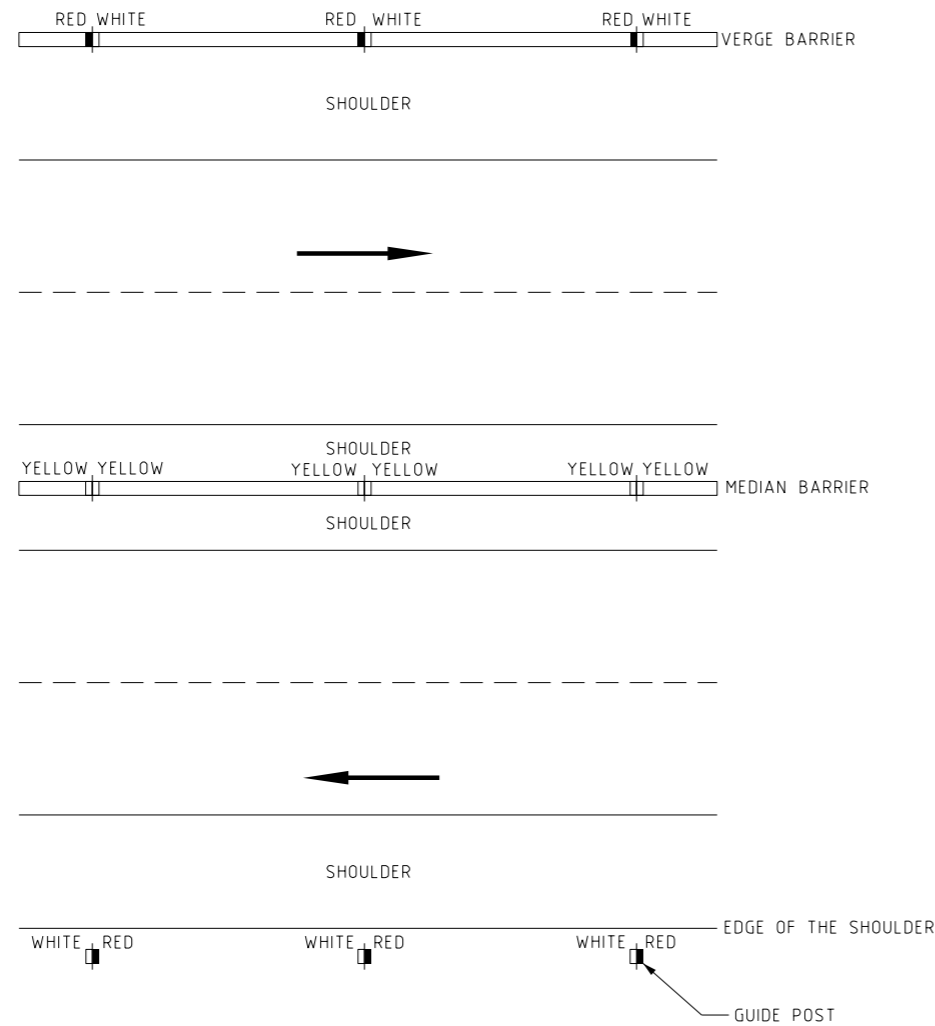


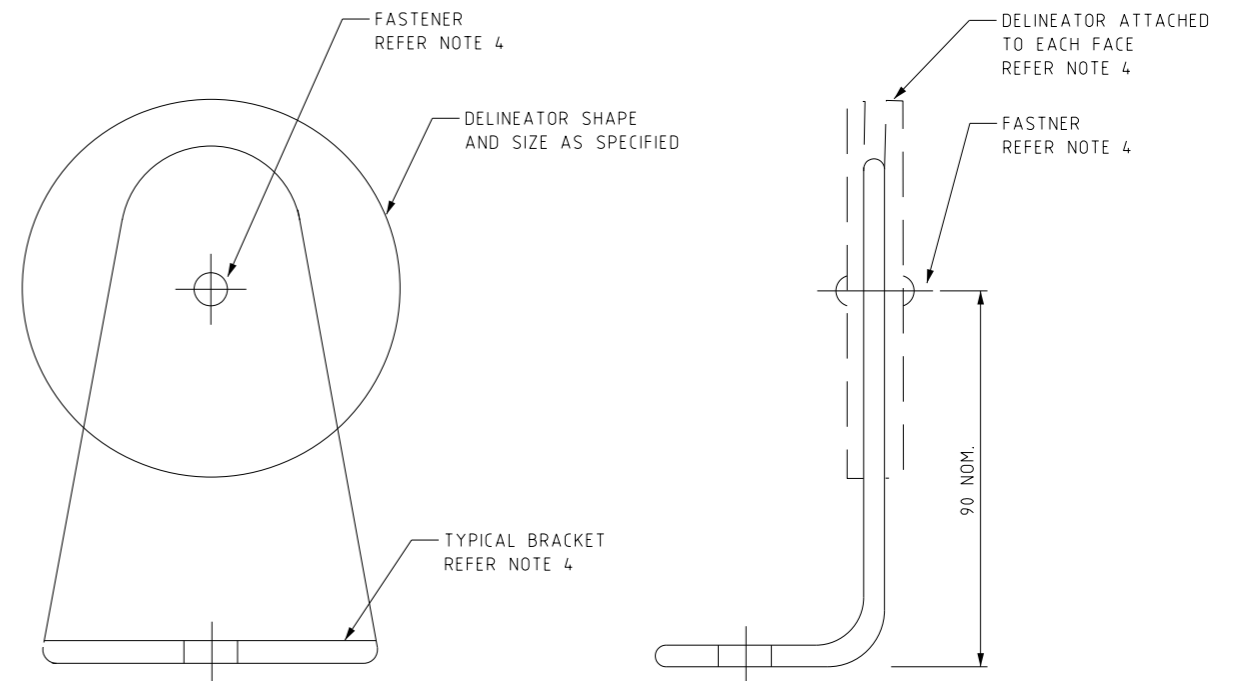
ISSUE	APPROVED BY	DATE	AMENDMENT
B	M-RD&SSE	12/21	RENAMED AND REISSUED FOR SLIP FORM BARRIER UPDATE



EXAMPLES OF DELINEATOR LOCATIONS

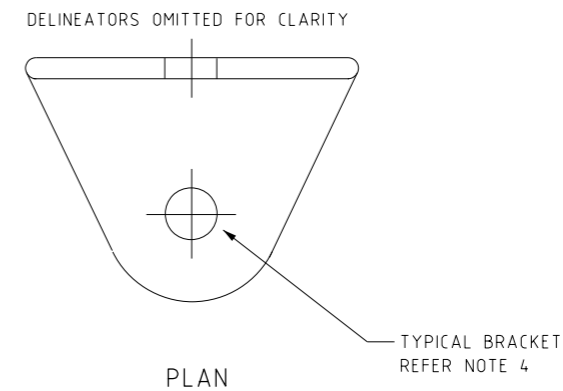
**NOTES:**

1. DELINEATOR TO COMPLY WITH THE REQUIREMENTS SPECIFIED IN VICROADS SUPPLEMENT TO AS1742.2. DELINEATOR MAY BE CIRCULAR OR RECTANGULAR AS SPECIFIED.
2. FOR DELINEATOR SPACING REQUIREMENTS REFER TO VICROADS SUPPLEMENT TO AS1742.2.
3. DELINEATORS USED ON MEDIAN CONCRETE BARRIERS THAT ARE CENTRALLY LOCATED TO HAVE YELLOW DELINEATION ON BOTH FACES. IN OTHER AREAS, THE COLOUR OF THE DELINEATOR MUST BE DETERMINED WITH REGARDS TO THE SITUATION OF THE BARRIER(S). REFER TO EXAMPLE.
4. DELINEATOR BRACKETS SHALL BE MOULDED FROM HIGH IMPACT NON-METALLIC ULTRA VIOLET STABLE MATERIAL (SUCH AS ACRYLATE-STYRENE-ACRYLONITRILE POLY-CARBONATE). THE STYLE AND SHAPE OF THE BRACKETS MAY VARY WITH MANUFACTURER'S SPECIFICATION AND HAVE MOUNTING OPTIONS TO MEET SPECIFIC LOCATIONS AND REQUIREMENTS. ALL CORNERS MUST BE ROUNDED.



FRONT ELEVATION

SIDE ELEVATION



PLAN

DELINEATOR MOUNTING BRACKET

REFERENCES AND NOTES:  
1. ALL DIMENSIONS ARE IN MILLIMETRES UNLESS SHOWN OTHERWISE.

**DISCLAIMER**  
THIS DRAWING DOES NOT COVER PERFORMANCE LEVEL BARRIERS WHICH SHALL BE DESIGNED TO FULLY COMPLY WITH THE REQUIREMENTS OF AS5100 IRRESPECTIVE OF THESE DRAWINGS

ROAD AND TRAFFIC DESIGN  
MANAGER SAFE SYSTEM ENGINEERING  
60 DENMARK STREET KEW VICTORIA 3101 PHONE (03) 9854 2666



**ROAD SAFETY BARRIERS**  
CONCRETE BARRIER DELINEATION

NOT TO SCALE	APPROVED M-SSE	02/2019	SD NO. SD3905	ISSUE B
--------------	-------------------	---------	------------------	------------