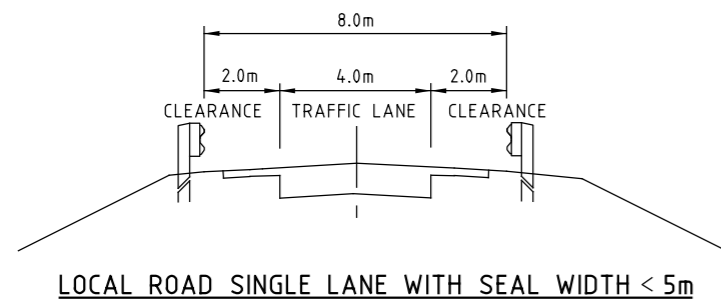
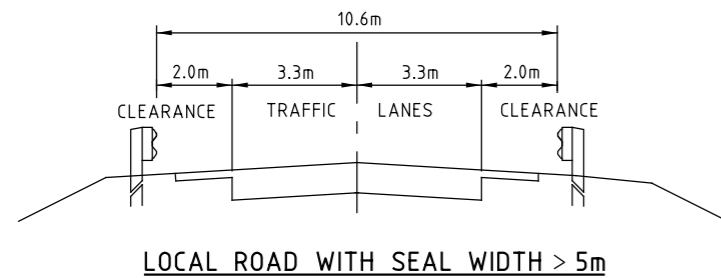


ISSUE	APP'D	DATE	AMENDMENT
C	D.C.	06/14	ADDED DISCLAIMER AND NOTES 5-8, REMOVED TWIN CELL PLAN AND CLASS A-C CROSS SECTIONS

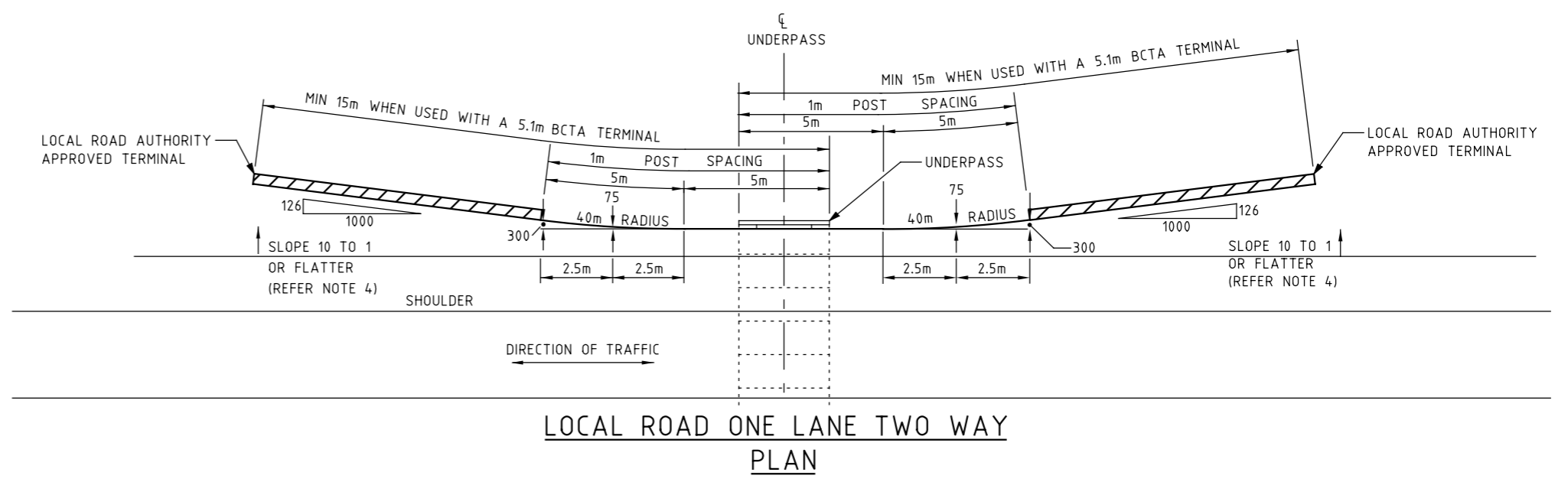
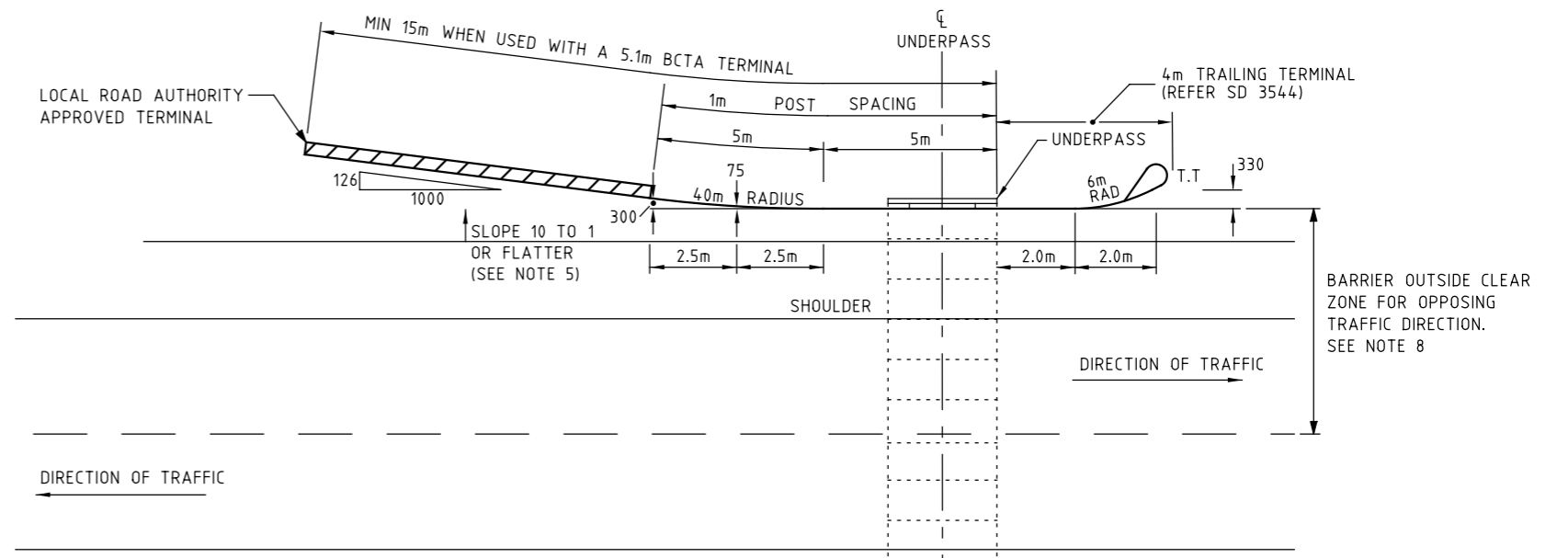
## CATTLE UNDERPASS GUIDELINES CROSS-SECTIONS MINIMUM CLEAR WIDTH BETWEEN BARRIERS



**DISCLAIMER**  
THIS DRAWING IS INTERIM ACCEPTED UNTIL FURTHER REVIEW

1. GUARD FENCE TREATMENTS SHOWN IN THIS DRAWING SHALL ONLY BE USED ON LOCAL ROADS WITH LESS THAN 500 VEHICLES PER DAY (VPD) AND WITH APPROVAL FROM THE RESPONSIBLE LOCAL ROAD AUTHORITY.
2. DESIGNS AND INSTALLATION OF CATTLE UNDERPASS TREATMENTS ON VICROADS DECLARED ROADS SHALL BE IN ACCORDANCE WITH AUSTRROADS GUIDE TO ROAD DESIGN - PART 6, RELEVANT VICROADS SUPPLEMENTS AND VICROADS ROAD DESIGN NOTE 06-04 - ACCEPTED SAFETY BARRIER PRODUCTS.
3. SITE SPECIFIC INFORMATION SHOULD ALWAYS BE CONSIDERED DURING DESIGN TO ESTABLISH THE RISK OF THE ROADSIDE HAZARD AND THE ACCEPTABLE LEVEL OF RISK BY THE RESPONSIBLE ROAD AUTHORITY.

- NOTES:
1. THE ABOVE CROSS SECTIONS MAY INCREASE DUE TO INDIVIDUAL SITE CONDITIONS. APPLICABLE CROSS SECTION TO BE DETERMINED IN CONSULTATION WITH THE RELEVANT ROAD AUTHORITY. E.G. COUNCIL.
  2. IF THE VERGE IS NARROW AND THE BATTER 5:1, REFER TO SD 3521.
  3. REFER VICROADS SUPPLEMENT TO AGRD PART 3, TABLE V4.2 WIDTHS OF RURAL CARRIAGEWAY ELEMENTS.
  4. AN OBSTACLE-FREE AREA OF AT LEAST 2m WIDE WITH A SLOPE NOT STEEPER THAN 10 TO 1 SHALL BE PROVIDED IN FRONT OF GUARD FENCE. IDEALLY, THIS FLAT AREA SHOULD COVER THE FULL WIDTH FROM THE EDGE OF VERGE TO THE GUARD FENCE.
  5. WHERE POSSIBLE, BATTERS OUTSIDE THE CLEAR ZONE SHOULD BE SHAPED TO FLATTER THAN 3:1 SO THEY ARE TRAVERSABLE BY CARS. REFER AGRD PART 6, SECTION 4.2.2.
  6. THE PREFERRED BARRIER OFFSET IS CLOSE TO THE HAZARD OR LIMIT OF DRIVEABLE TERRAIN, TO ENSURE THAT LENGTHS OF GUARD FENCE SHOWN ARE MOST EFFECTIVE FOR THE REQUIRED HAZARD.
  7. LENGTHS OF GUARD FENCE SHOWN SHALL BE MEASURED FROM THE BACK OF THE OUTER CELL. E.G. FOR A TWIN CELL UNDERPASS, THE LENGTHS SHOWN ON THE SINGLE CELL PLAN WILL APPLY FROM THE MIDDLE IN BOTH DIRECTIONS.
  8. TRAILING TERMINALS AS SPECIFIED SHALL ONLY BE USED WHERE LOCATED OUTSIDE THE CLEAR ZONE FOR THE OPPOSING TRAFFIC DIRECTION.



VicRoads Drawing No. 720379

- REFERENCES AND NOTES:
1. ALL DIMENSIONS IN MILLIMETRES UNLESS OTHERWISE SHOWN.
  2. SAFETY BARRIERS SHALL BE APPROVED PRODUCTS BY THE RELEVANT LOCAL ROAD AUTHORITY.

TECHNICAL SERVICES  
3 PROSPECT HILL ROAD  
CAMBERWELL  
VICTORIA 3124  
PHONE (03) 9811 8355  
FAX (03) 9811 8329

**STANDARD DRAWING**

**ROAD SAFETY BARRIERS**  
CATTLE UNDERPASS  
CROSS SECTION AND GUARD FENCE TREATMENT

NOT TO SCALE    APPROVED

SD NO. **SD 4083**    ISSUE **C**